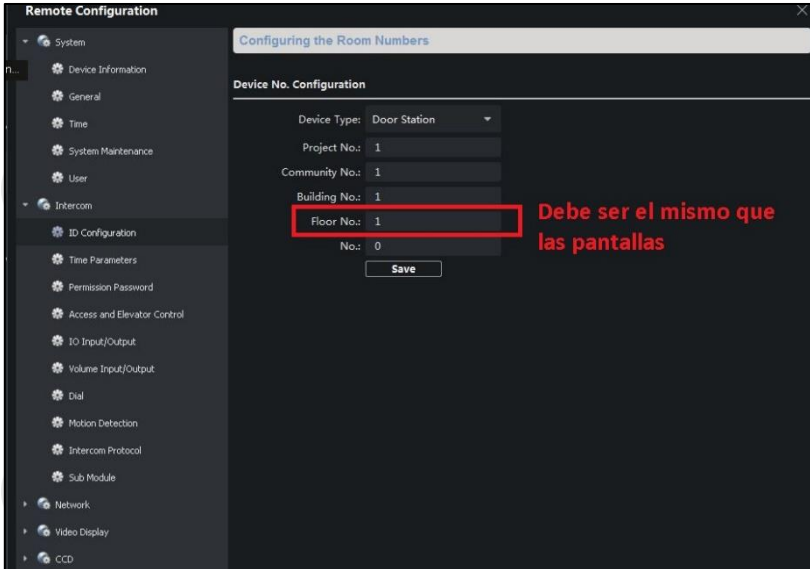
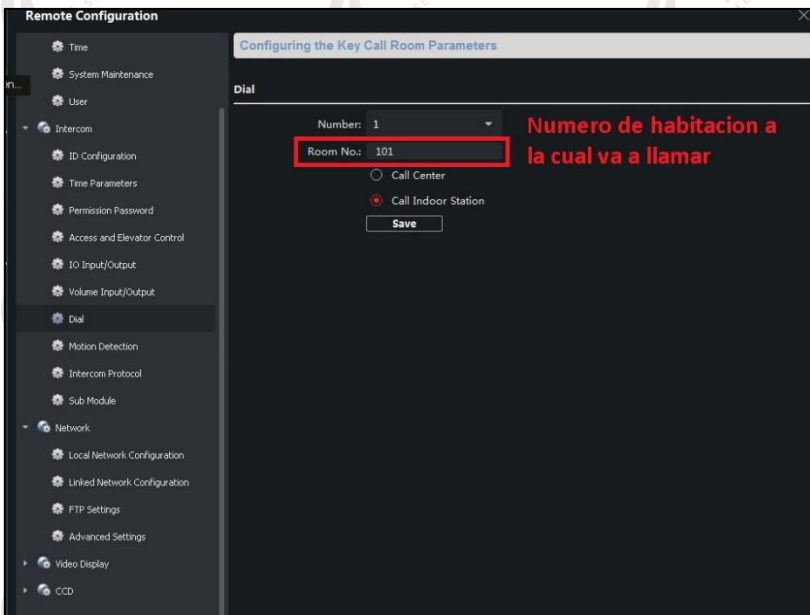


CONFIGURACION 1 FRENTE A 1 PANTALLA

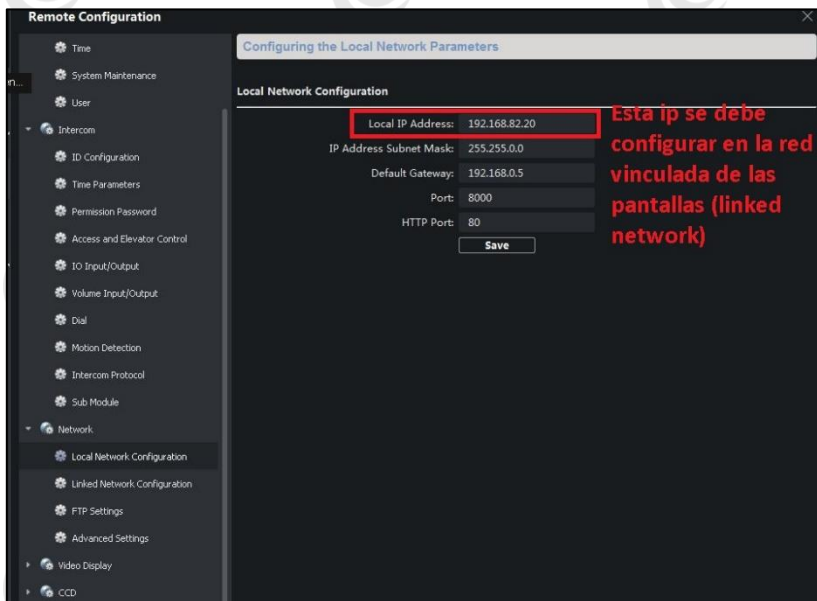
Frente (Intercom - ID Configuration)



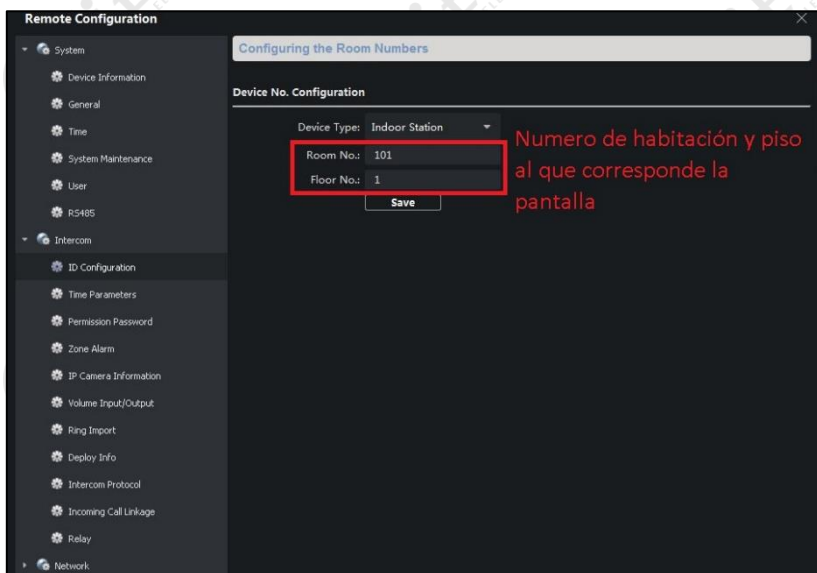
Frente (Intercom - Dial)



Frente (Network - Local Network Configuration)



Pantalla (Intercom - ID Configuration)



Pantalla (Intercom - Time Parameters)

Remote Configuration

Configuring the Time Parameters

Time Parameters

Device Type: Indoor Station

Max. Ring Duration: 30 s

Max. Live View Duration: 30 s

Call Forwarding Time: 5 s

Save

Tiempo en el que se deriva la llamada a Hik Connect (No puede ser "0" y debe ser menor al max. Ring Duration)

Pantalla (Network - Linked Network Configuration)

Remote Configuration

Configuring the Network and Sip Parameters

Linked Network Configuration

Device Type: Indoor Station

Master Station IP Address: 0.0.0.0

(Main) Door Station IP Address: 192.168.82.20

SIP Server IP Address: 0.0.0.0

Security Control Panel IP Address: 0.0.0.0

Security Control Panel Port No.: 0

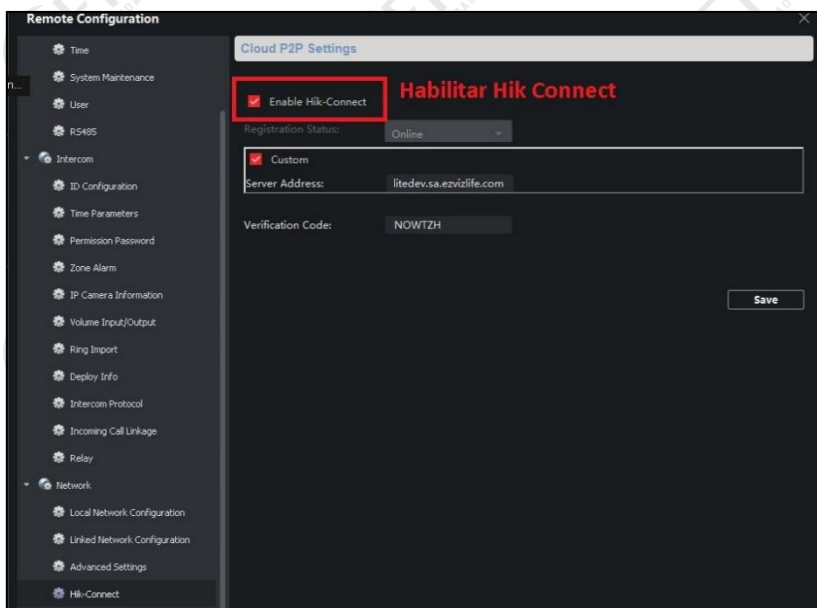
Doorphone IP Address: 0.0.0.0

Main Door Station Type: Main Door Statio...

Save

IP del Frente

Pantalla (Network - Hik-Connect)



* Para el ejemplo se usó un DS-KD8003-IME1 y un DS-KH6320-TE1.

* La configuración se realizó con el Ivms AC.