

R2-EM card reader

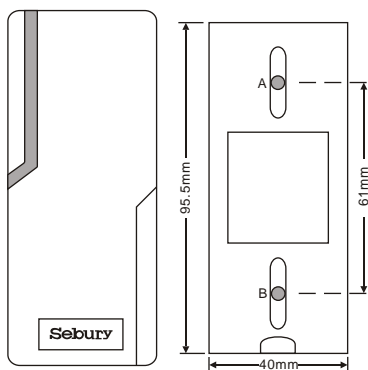
1. Introduction:

The R2-EM is a Wiegand Proximity reader, fully waterproof, supports 125KHz EM card. The machine has the advantage of unique design and convenient in operation.

2. Installation diagram:

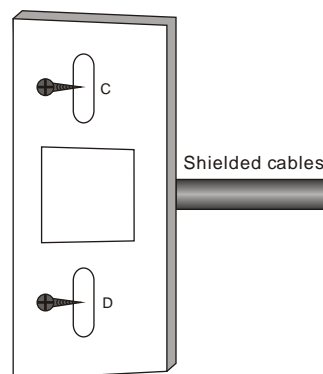
① Preparing

* Measuring the distance between "A" and "B", Arcading the distance drill two holes in the wall, Then Using the hammer hit the hard into the wall.



② Connecting & Installation

* Opening the bottom cover, There are two holes in it. Then Installation the R2-H/EM card reader refer as below.



3. Wiring diagram:

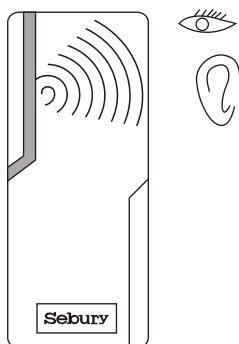
HID & EM	(* Optional connections)
Red	DC+12V
Black	GND
Green	D0
White	D1
* Brown	Green light-emitting diodes
* Yellow	Buzzer
Black	GND

Note :

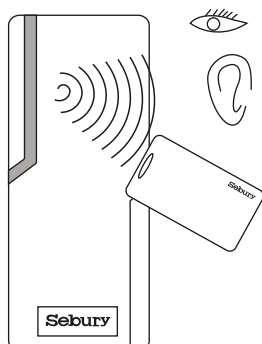
- * Power should be linear stable power .
- * System should be connected to GND specially .

4. Testing

① Turn power on



② Test Card



5. Parameters:

Model NO.	R2-EM
Frequency	125kHz
Card style	EM Card
Reading ranges	50~100mm
Reading speed	0.1S(common)
Output format	Wiegand 26 format
Color	Black
Working voltage	DC+12V
Static current	15±5mA
Working current	30±5mA
Working temperature	-20℃~60℃
Storing temperature	-25℃~85℃
Working humidity	0%~99%
Measurement	50W × 105H × 23D(mm)

6. Parts:

- * 1 Reader
- * 1 Manual